

ACUITIS RIC WITH P-RECEIVER

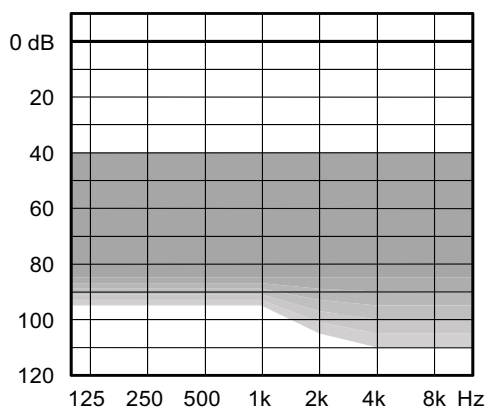
4 Performance levels



The Acuitis RIC is based upon the E-Platform with Sound Class controller that handles automatic processing more accurately and faster than before. The Acuitis RIC use smart technology that learn from the users' preferences and help guide them to a better, more personalised sound. The RIC has an optional ZPower rechargeable solution

- Multiple wireless connectivity via Apps and DEX assistive listening devices
- Uses a P-receiver
- Uses a size 312 battery
- Protection class IP68 (only non-rechargeable solution)
- Moderate to severe-to-profound hearing losses.

SUGGESTED FITTING RANGE



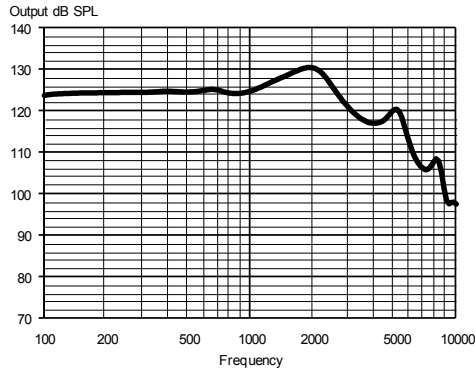
STANDARD TECHNOLOGY

- E-platform with with Sound Class Controller
- Improved open-fit rationales
- Acclimatisation rationales
- Power Saver IV technology: Low current consumption

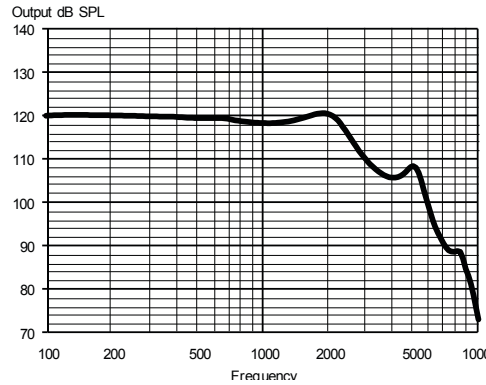
FEATURES	440	330	220	110
Performance	xxxxxx	xxxxx	xxxx	xx
Platform	E	E	E	E
SoundSense Adapt	•	•	•	
Adaption manager	•	•	•	•
High-frequency boost	•			
Wind noise reduction	•			
Speech Enhancer RT	RT/IE	IE		
Digital Pinna	•	•		
TruSound Softener	•	•	•	
Soft-level noise reduction	•	•	•	•
Noise Reduction	•	•	•	•
Sound Class Technology 2	11 (IE)	7 (IE)	4	3
HD Locator	•	•	•	
Programs	5	4	3	3
ZEN IE	•	•	•	•
Audibility Extender	•	•	•	•
Preference Control	•	•	•	•
Programmable Push Button*	•	•	•	•
Telecoil	•	•	•	•
ACCESSORIES	440	330	220	110
TONELINK App	•	•	•	•
COM-DEX App	•	•	•	•
DEX assistive listening devices**	•	•	•	•
Multiple earware options	•	•	•	•

*Programmable: Preference Control, program shift or a combination of the two
 **Also includes DEX assistive listening devices: CALL-DEX, TV-DEX, COM-DEX, UNI-DEX, RC-DEX, FM+ DEX, PHONE-DEX

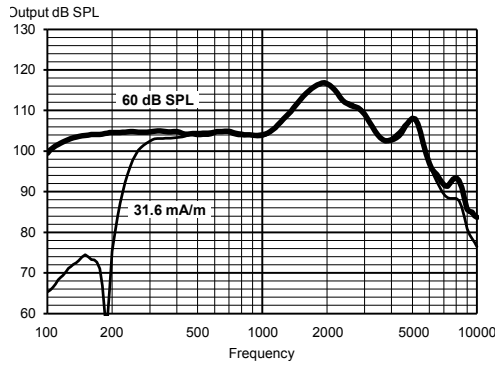
MAXIMUM OUTPUT - EAR SIMULATOR IEC 60118-0



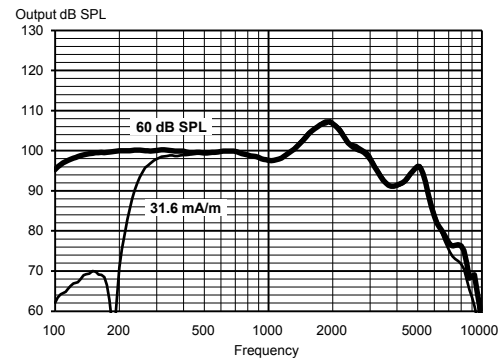
MAXIMUM OUTPUT - 2CC COUPLER IEC 60118-7 / ANSI S3.22-2009



OUTPUT - EAR SIMULATOR IEC 60118-0



OUTPUT - 2CC COUPLER IEC 60118-7 / ANSI S3.22-2009



Technical data Typical data obtained through standard pure tone measurements. Hearing aid set to Compass Reference Test Gain, unless stated otherwise. Measured using a standard ITE coupler without wax guard. For further information, please contact Acuitis.

		EAR SIMULATOR IEC 60118-0:1983 + A1:1994	2CC COUPLER IEC 60118-0:2015 / ANSI S3.22-2014
OSPL90	1600 Hz Peak Average	129 dB SPL 131 dB SPL 127 dB SPL	120 dB SPL 121 dB SPL 118 dB SPL
Acoustic output (Input 60 dB SPL)	1600 Hz Peak Average	114 dB SPL 117 dB SPL 108 dB SPL	105 dB SPL 107 dB SPL 101 dB SPL
Full-on gain (Input 50 dB SPL, Compass Full-on gain)	1600 Hz Peak Average	65 dB 70 dB 68 dB	56 dB 65 dB 59 dB
Telecoil output (Input 31.6 mA/m)	1600 Hz Peak Average	114 dB SPL 117 dB SPL 108 dB SPL	105 dB SPL 107 dB SPL 102 dB SPL
Acoustic frequency range		100 Hz - 6700 Hz	100 Hz - 6400 Hz
Harmonic distortion (typical)	500 Hz 800 Hz 1600 Hz	<2% <2% <2%	<2% <2% <2%
Equivalent input noise		20 dB SPL	22 dB SPL
Battery drain (stand by)		1.02 mA	1.02 mA
Battery drain*		1.06 mA	1.09 mA
Battery life (Type 312 Zn-Air, 170 mAh)* (Type 312 rechargeable, 40 mAh)		160 h 40 h	155 h 35 h
Mobile phone immunity (IEC 60118-13:2016, ANSI C63.19:2011)		IRIL: -37/-13/-13 dB SPL	U-rating: M4/T4

*Battery life in real-life situations depends among other things on the hearing aid features used, streaming time, and the quality of the battery used.