

ConHearing-ZL CIC TR/ZL CIC-M TR

5 PERFORMANCE LEVELS Z5/Z4/Z3/Z2/Z1



The ConHearing-ZL CIC TR/ZL CIC-M TR uses the new TRUE ISP (Integrated Signal Processing) and True-Input technology platform. Uses a size 10 battery.

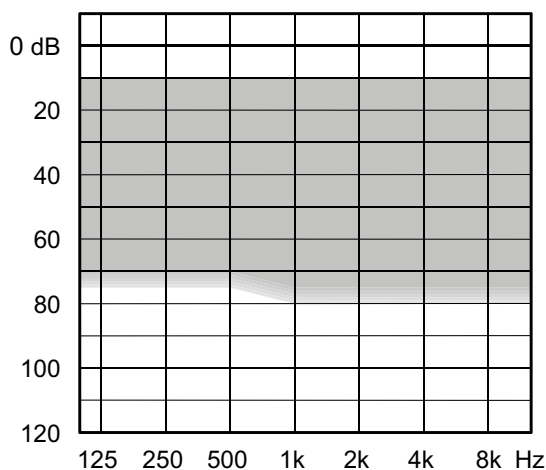
The ConHearing-ZL CIC TR's are available in a wireless ZL CIC TR and a non-wireless ZL CIC-M TR model.

The wireless ZL CIC TR provides the user with InterEar (IE) functionality and connectivity to external devices as well as various programs for different listening situations. Optional volume control and program shift via RC-DEX.

The non-wireless ZL CIC-M TR is perfect for clients who prefer the smallest possible and most discreet solution, and still with outstanding TRUEISP sound quality.

Minimal to moderate hearing losses

SUGGESTED FITTING RANGE



COMMON TECHNOLOGY AND FEATURES

- TRUEISP
- True-Input technology
- Fitting range up to 80 dB

KEY FEATURES	Z5	Z4	Z3	Z2	Z1
Performance	xxxxx	xxxx	xxx	xx	x
Processing channels	10	5	3	3	3
Fitting frequency channels	10	4	4	4	4
TruSound Softener	X				
Feedback cancelling (FC)	X	X	X	X	X
Speech Enhancer (SII) Speech Intensification System (SIS)	SII	SIS	SIS	SIS	Minimal
Personal Audibility Extender	X	X	X		
Personal Acclimatisation	X	X	X	X	X
SmartSpeak/SmartTone	X	X	X	X	N/Y

SPECIFIC WIRELESS FEATURES ZL CIC TR

- WidexLink - Wireless connectivity
- InterEar functionality

ZL CIC TR KEY FEATURES	Z5	Z4	Z3	Z2	Z1
InterEar Synchronisation	X	X	X	X	
Feedback cancelling (InterEar)	IE	IE	IE	X	X
Speech Enhancer (SII) Speech Intensification System (SIS)	SII	SIS	SIS	SIS	Minimal
DEX ACCESSORIES	X	X	X	X	
RC-DEX, TV-DEX, COM-DEX, COM-DEX Remote Mic, CALL-DEX, UNI-DEX, FM+DEX					RC-DEX*

LISTENING PROGRAMS

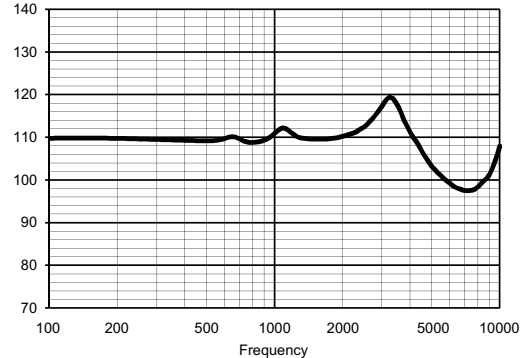
ZL CIC TR	4	3	2	3	3
ZL CIC-M TR	1	1	1	1	1

*Quickmatch only

MAXIMUM OUTPUT - EAR SIMULATOR

IEC 60118-0

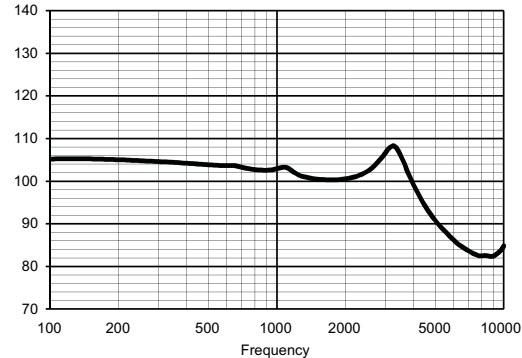
Output dB SPL



MAXIMUM OUTPUT - 2CC COUPLER

IEC 60118-7 / ANSI S3.22-2009

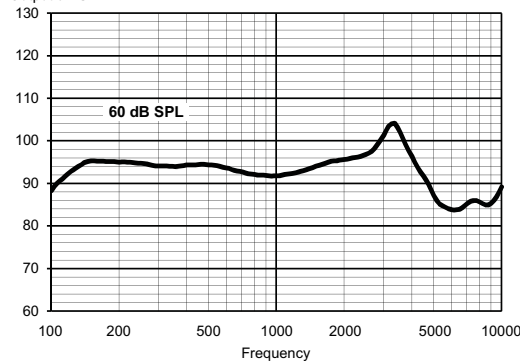
Output dB SPL



OUTPUT - EAR SIMULATOR

IEC 60118-0

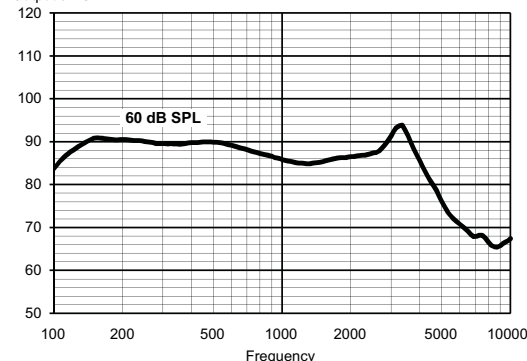
Output dB SPL



OUTPUT - 2CC COUPLER

IEC 60118-7 / ANSI S3.22-2009

Output dB SPL



Technical data Typical data obtained through standard pure tone measurements.
Hearing aid set to Compass Test mode 1, unless stated otherwise.
Measured using a standard ITE coupler without wax guard, and with a 5 x 1.55mm tube.

		IEC 60118-0	ANSI S3.22-2009 / IEC 60118-7
OSPL90	2500 Hz	112 dB SPL	102 dB SPL
	Peak	119 dB SPL	108 dB SPL
	Average	110 dB SPL	102 dB SPL
Acoustic output (Input 60 dB SPL)	2500 Hz	97 dB SPL	87 dB SPL
	Peak	104 dB SPL	94 dB SPL
	Average	94 dB SPL	86 dB SPL
Max gain (Input 50 dB SPL, Compass Max gain test mode)	2500 Hz	60 dB	51 dB
	Peak	60 dB	54 dB
	Average	58 dB	50 dB
Frequency range		100 Hz - 10000 Hz	100 Hz - 9100 Hz
Harmonic distortion (Input 70 dB SPL)	500 Hz	<2%	<2%
	800 Hz	<2%	<2%
	1600 Hz	<2%	<2%
Equivalent input noise		25 dB SPL	28 dB SPL
Battery drain (stand by) - ZL CIC TR/ZL CICM TR		0.86 mA / 0.79 mA	0.86 mA / 0.79 mA
Battery drain - ZL CIC TR/ZL CIC-M TR		0.88 mA / 0.80 mA	0.90 mA / 0.85 mA
Battery life / hours (Type 10 Zn-Air, 90 mAh)		100 (>90)	100 (>90)
Mobile phone immunity	ZL CIC TR	IRIL: <-32/-17 dB SPL	U-rating: M4
	ZL CIC-M TR	IRIL: <-29/<-29 dB SPL	U-rating: M4