

GrandAudition POWER-BTE

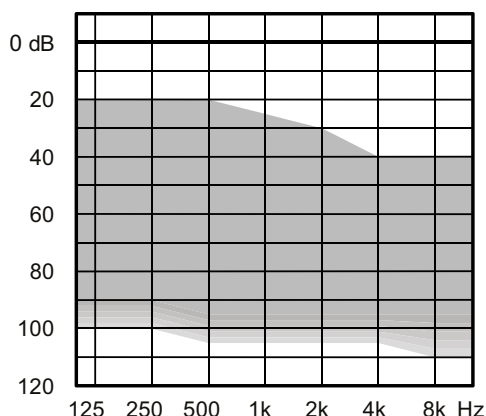
4 Performance levels



The GrandAudition POWER-BTE is based upon the E-Platform with a Sound Class controller that handles automatic processing more accurately and faster than before. The GrandAudition POWER-BTE use smart technology that learn from the users' preferences and help guide them to a better, more personalised sound.

- Multiple wireless connectivity via Apps and DEX assistive listening devices
- Preference control, program button and telecoil are standard
- Uses a size 13 battery
- Protection class IP68
- Minimal to severe-to-profound hearing losses

SUGGESTED FITTING RANGE



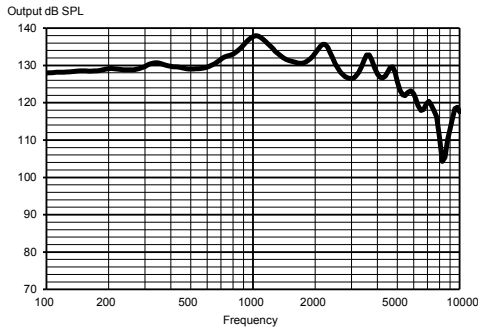
STANDARD TECHNOLOGY

- E-platform with with Sound Class Controller
- Improved open-fit rationales
- Acclimatisation rationales
- Power Saver IV technology: Low current consumption

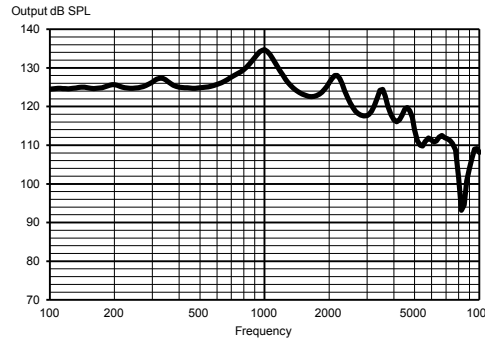
FEATURES	440	330	220	110
Performance	★★★★★★	★★★★★★	★★★★	★★
Platform	E	E	E	E
SoundSense Adapt	•	•	•	
Adaption manager	•	•	•	•
High-frequency boost	•			
Wind noise reduction	•			
Speech Enhancer RT	RT/IE	IE		
Digital Pinna	•	•		
TruSound Softener	•	•	•	
Soft-level noise reduction	•	•	•	•
Noise Reduction	•	•	•	•
Sound Class Technology 2	11 (IE)	7 (IE)	4	3
HD Locator	•	•	•	
Programs	5	4	3	3
ZEN IE	•	•	•	•
Audibility Extender	•	•	•	•
Preference Control	•	•	•	•
Telecoil	•	•	•	•
ACCESSORIES	440	330	220	110
TONELINK App	•	•	•	•
COM-DEX App	•	•	•	•
DEX assistive listening devices*	•	•	•	•
Multiple earware options	•	•	•	•

*Also includes DEX assistive listening devices: CALL-DEX, TV-DEX, COM-DEX, UNI-DEX, RC-DEX, FM+ DEX, PHONE-DEX

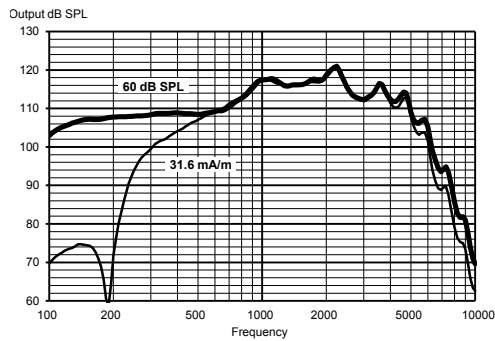
MAXIMUM OUTPUT - EAR SIMULATOR IEC 60118-0



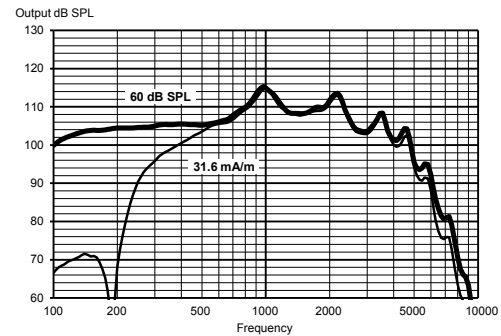
MAXIMUM OUTPUT - 2CC COUPLER IEC 60118-7 / ANSI S3.22-2009



OUTPUT - EAR SIMULATOR IEC 60118-0



OUTPUT - 2CC COUPLER IEC 60118-7 / ANSI S3.22-2009



Technical data Typical data obtained through standard pure tone measurements. Hearing aid set to Compass Reference Test Gain, unless stated other-wise. Measured using a normal hook and standard BTE coupler. For further information, please contact GrandAudition.

		EAR SIMULATOR IEC 60118-0:1983 + A1:1994	2CC COUPLER IEC 60118-0:2015 / ANSI S3.22-2014
OSPL90	1600 Hz Peak Average	131 dB SPL 138 dB SPL 133 dB SPL	123 dB SPL 135 dB SPL 126 dB SPL
Acoustic output (Input 60 dB SPL)	1600 Hz Peak Average	116 dB SPL 121 dB SPL 115 dB SPL	109 dB SPL 115 dB SPL 110 dB SPL
Full-on gain (Input 50 dB SPL, Compass Full-on gain)	1600 Hz Peak Average	67 dB 77 dB 72 dB	59 dB 75 dB 63 dB
Telecoil output (Input 31.6 mA/m)	1600 Hz Peak Average	117 dB SPL 121 dB SPL 114 dB SPL	109 dB SPL 115 dB SPL 110 dB SPL
Acoustic frequency range		100 Hz - 6250 Hz	100 Hz - 6100 Hz
Harmonic distortion (typical)	500 Hz 800 Hz 1600 Hz	<2% <2% <2%	<2% <2% <2%
Equivalent input noise		20 dB SPL	21 dB SPL
Battery drain (stand by)		0.98 mA	0.98 mA
Battery drain*		1.08 mA	1.14 mA
Battery life (Type 13 Zn-Air, 300 mAh)*		280 h	265 h
Mobile phone immunity (IEC 60118-13:2016, ANSI C63.19:2011)		IRIL: -19/12/0 dB SPL	U-rating: M4**/T4**

*Battery life in real-life situations depends among other things on the hearing aid features used, streaming time, and the quality of the battery used.

**Low Band